How to measure motor parameters

EVAL_100W_DRIVE_CFD2
September 2017

Principal motor parameters – steps and instruments

Fundamental parameters are: R, L, pole pairs, BEMF constant

Measure resistance	Measure inductance	Count pole pairs	Measure BEMF
› Detach your motor cables	› Detach your motor cables	› Detach your motor cables	› Detach your motor cables
› Connect a **resistance multimeter** to two phases and leave the third floating	› Connect a **R-L multimeter** to two phases and leave the third floating	› Connect an **oscilloscope voltage** probe to two phases and leave the third floating	› Connect an oscilloscope voltage probe to two phases and leave the third floating

Copyright © Infineon Technologies AG 2017. All rights reserved. **Infineon Proprietary**

Measure phase-to-phase resistance









- Detach motor cables
- Connect two phases to Ohm-meter
- Leave third phase open
- Write down the phase-to-phase resistance value

Copyright © Infineon Technologies AG 2017. All rights reserved. **Infineon Proprietary**

Measure phase to phase inductance









- Detach motor cables
- Connect two phases to RCL-meter set to 1 KHz
- Leave third phase open
- Write down the phase-to-phase inductance value

Copyright © Infineon Technologies AG 2017. All rights reserved. **Infineon Proprietary**

Measure pole pairs number









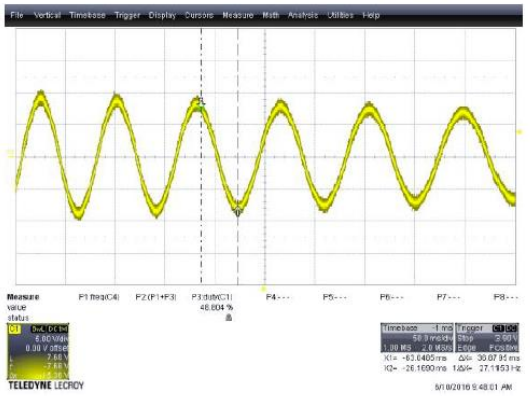

- Detach motor cables
- Connect two phases to oscilloscope voltage probe
- Leave third phase open
- Move the motor by hand and make one mechanical turn
- Count the peaks of the sinusoid

Copyright © Infineon Technologies AG 2017. All rights reserved. **Infineon Proprietary**

Measure BEMF constant







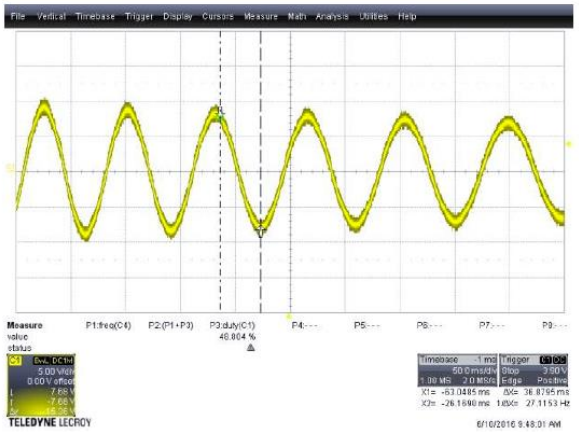

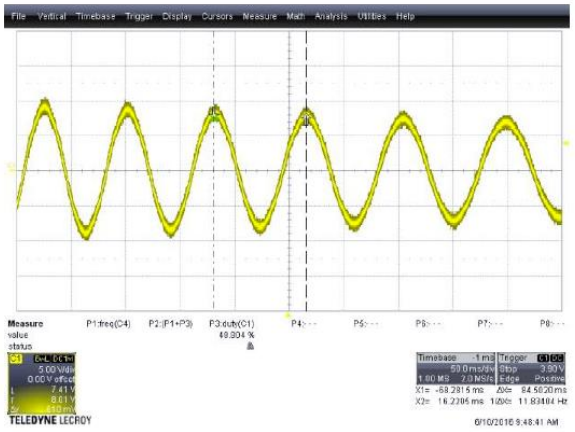

- Detach motor cables
- Connect two phases to oscilloscope voltage probe
- Leave third phase open
- Move the motor by hand
- Write down the frequency and the peak-to-peak value of the sinusoid
- Use equation in slide 9

Copyright © Infineon Technologies AG 2017. All rights reserved. **Infineon Proprietary**

Measure BEMF constant



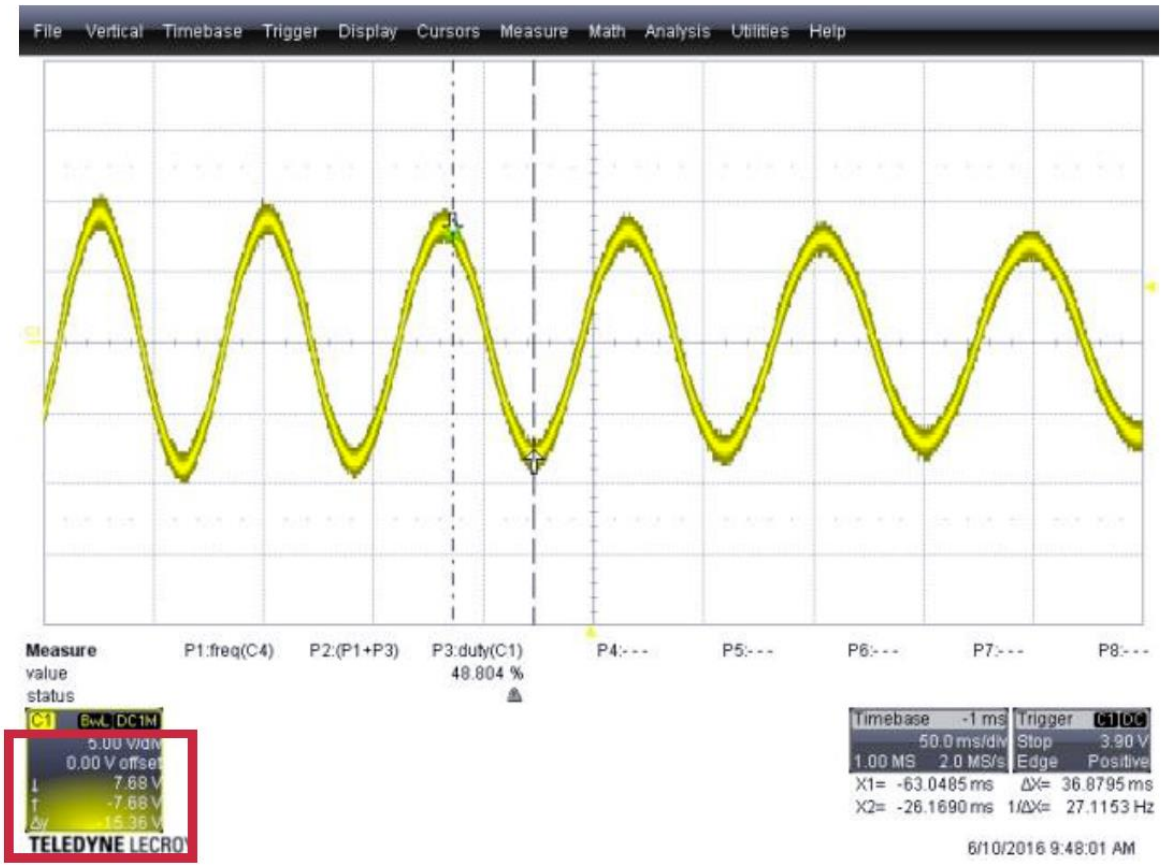

- Detach motor cables
- Connect two phases to oscilloscope voltage probe
- Leave third phase open
- Move the motor by hand
- Write down the frequency and the peak-to-peak value of the sinusoid
- Use equation in slide 9

Copyright © Infineon Technologies AG 2017. All rights reserved. **Infineon Proprietary**

Measure BEMF constant



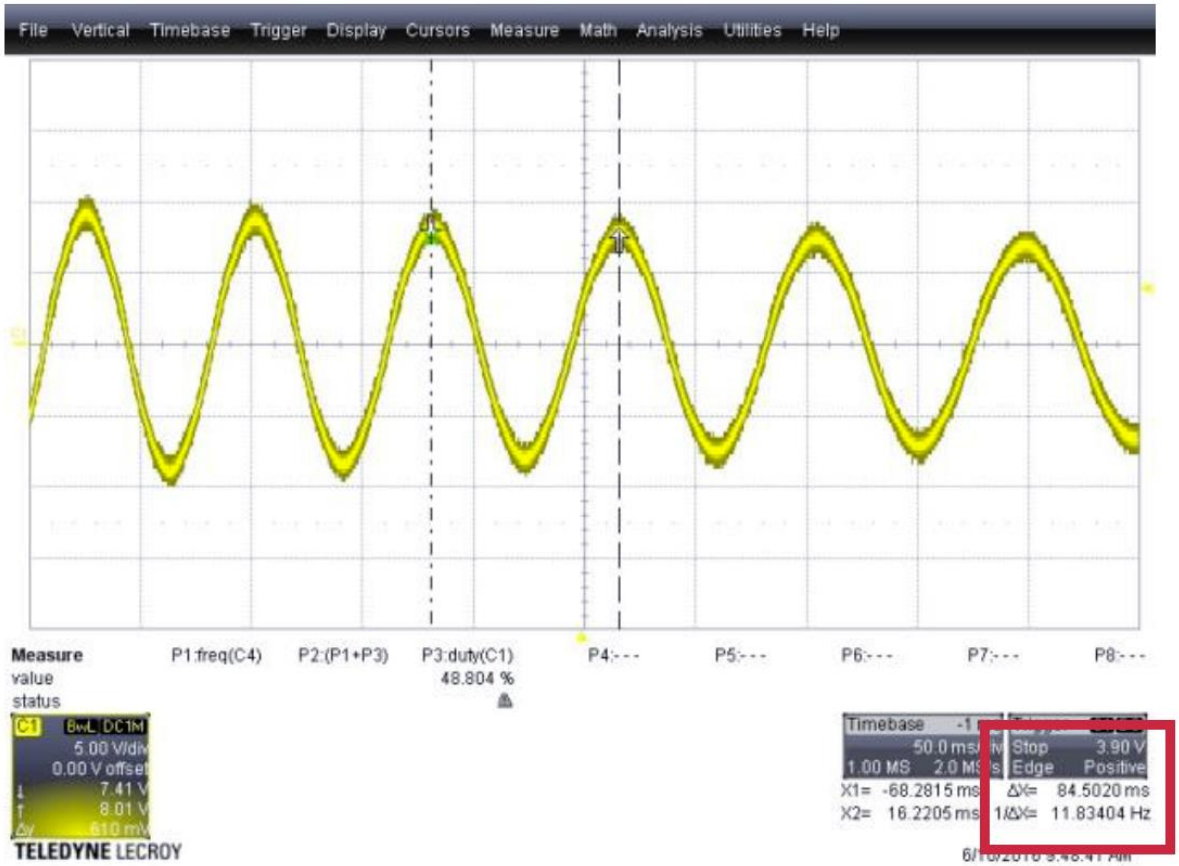

- Detach motor cables
- Connect 2 phases to oscilloscope voltage probe
- Leave third phase open
- Move the motor by hand
- Write down the frequency and the peak-to-peak value of the sinusoid
- Use equation in slide 9

Copyright © Infineon Technologies AG 2017. All rights reserved. **Infineon Proprietary**

Formula to get BEMF at 1kRPM l/n rms

› Use this formula to get the BEMF constant

$$Ke_{1kRPM\,\ln rms} = \frac{V_{pp}}{2\times\sqrt{2}\times\sqrt{3}} \times \frac{16{,}67\times N_{polepairs}}{f_{measured}} = \frac{V_{pp}}{f_{measured}} \times N_{polepairs} \times 3{,}40$$

Copyright © Infineon Technologies AG 2017. All rights reserved. **Infineon Proprietary**

Support
Online tools and services

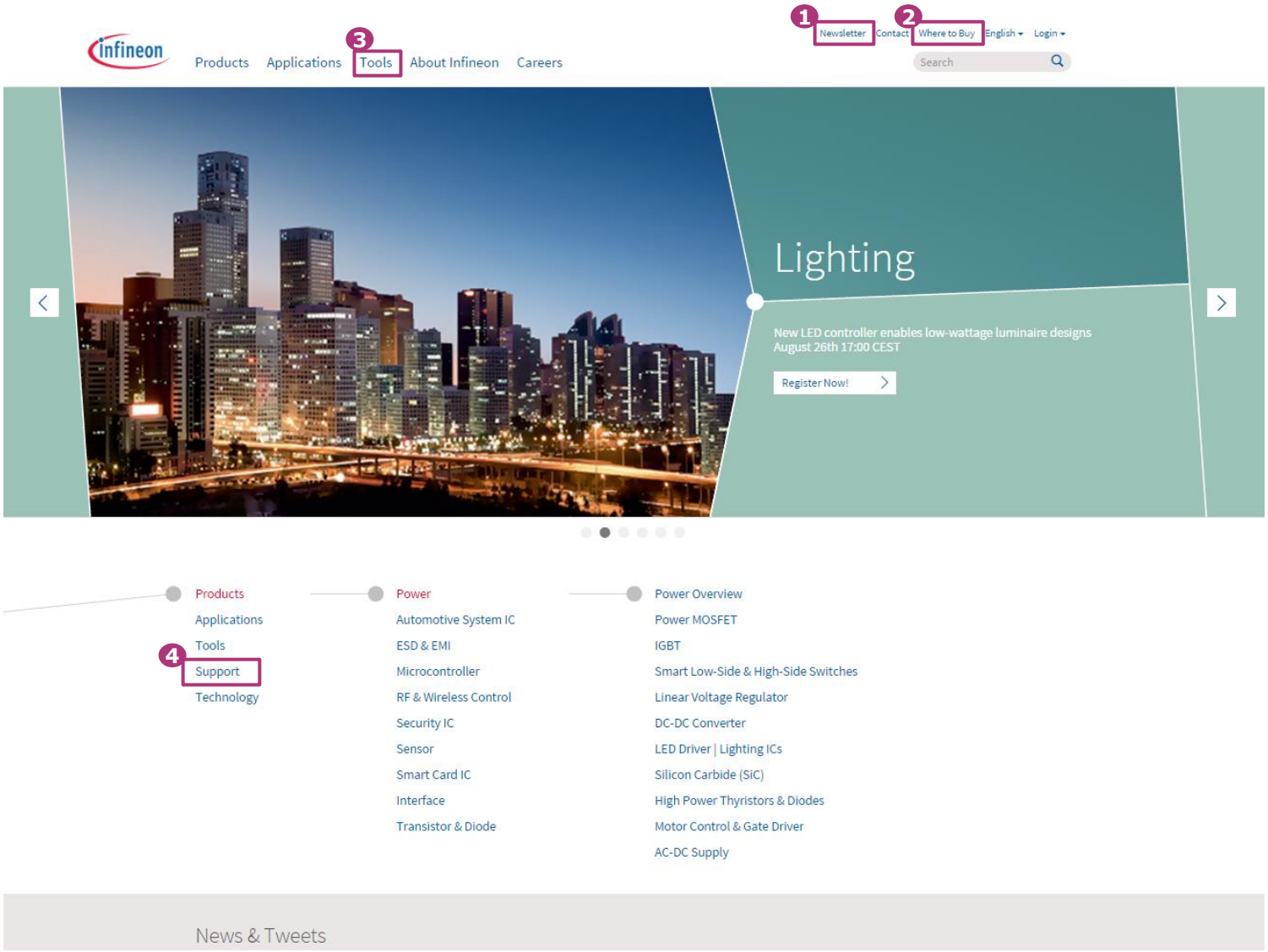

1. **Subscribe to Newsletter**
2. **Where to Buy**
3. **Tools, Finders and Selectors**
4. **Support**

Copyright © Infineon Technologies AG 2017. All rights reserved. **Infineon Proprietary**



Part of your life. Part of tomorrow.

Infineon